

# FB/FTB 1.4-2.0 tonnes

3 & 4 Wheel 48V Electric Counterbalance Forklift

**TCM**  
Trusted Partner

  
**SAFETY**

  
**EFFICIENCY**

  
**COMFORT**



**TCM**  
Always Evolving

# FB/FTB 1.4-2.0 tonnes

## REDEFINING OPERATOR COMFORT AND CONTROL

With a large and airy operator space and controls within comfortable reach, the FB/FTB maintains a stress and strain-free working day, promoting good posture, and boosting productivity.

### ERGONOMIC PLACEMENT FOR COMFORTABLE DRIVE

- **Electronic finger tip control with innovative armrest** enabling fully productive operation without the need to lift the hand.
- **Low windscreen motor** opens up excellent visibility to the front.
- **Curved and grooved pedal surface** and angle ensures enhanced grip and control with smooth slide action.



### EFFORTLESS STEERING, EVEN AT HIGH SPEED

- **Optimised one-spoke steering wheel** with the steering knob returning to the ideal 8 o'clock position when straight steering, perfected wheel dimensions and steering force with no 'sticking' at the end of movement, contribute to the ideal operator driving position for effortless control and improved visibility.
- **Precision steering at high speeds** and increased effect on high steering angles with less turning of the steering wheel and steadier, smoother riding on the straight.
- **Quieter gearbox** at high RPM in comparison to other low speed gearboxes in this class.




### EASY ACCESS CABIN

- **Big, wide step** for comfortable, easy access for all shoe sizes.
- **Fully adjustable seat, armrest and steering wheel** within a larger operator space for greater comfort and improved driving posture, reducing the strain for both smaller and larger drivers (up to size 50 EU shoe).
- **Long-handled grab bar** means confident entry and exit for all driver heights.
- **Smooth curved battery cover and side panel** to aid fast flowing movement exiting and entering the cabin.
- **Three optional storage spaces** for the operator's need-to-have's e.g. papers, markers, drinks bottle, tools etc.



### WIDE RANGE OF CUSTOMISABLE CONTROL OPTIONS:

- **Mechanical levers** positioned closer to the driver to support good posture and optimum placement of other attachments.
- **Tilt levelling** – automatically brings forks to a horizontal position.
- **Release interlock** - to prevent accidental opening if clamp attachment is fitted.
- **Operator presence pedal** must be gently pressed with the resting foot to operate the truck, ensuring all limbs are safely within the truck when driving.
- **Double pedal system** with independent pedals each side of the brake pedal for efficient forward and reverse acceleration.



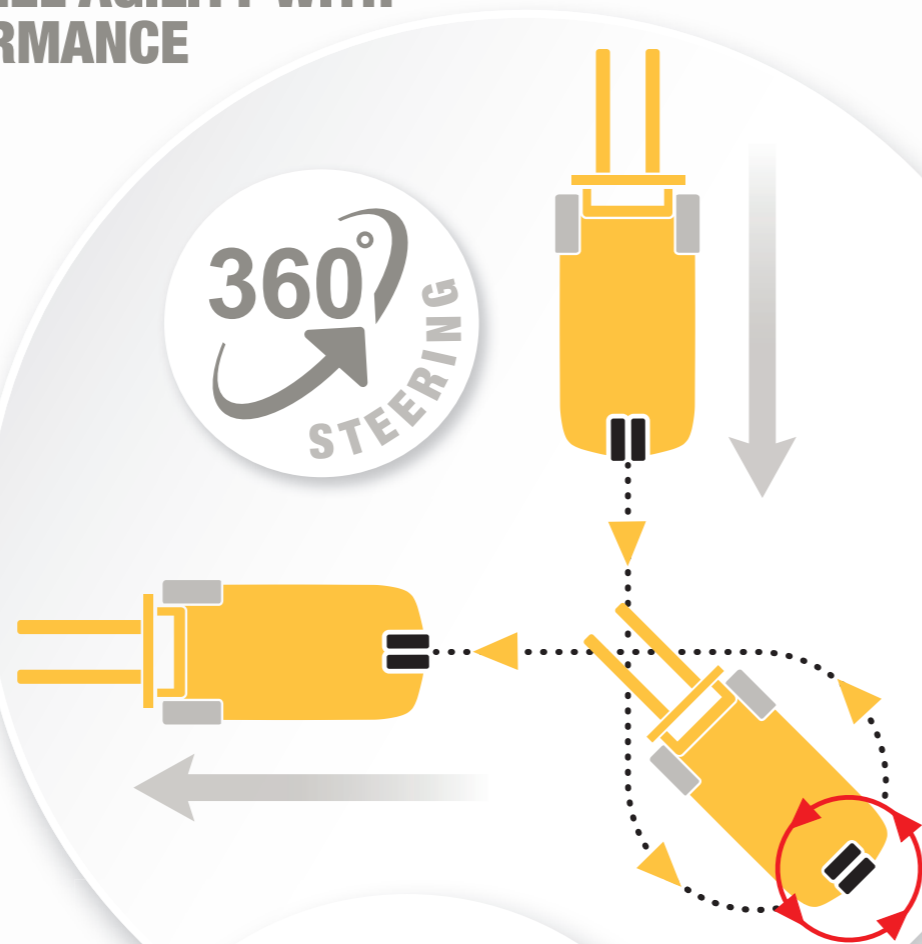
# FB/FTB 1.4-2.0 tonnes

## IMPRESSIVE 3 AND 4 WHEEL AGILITY WITH FAST-PACED HIGH PERFORMANCE



### RESPONSIVE AND AGILE

- **Adaptive speed control** with rapid response to foot movement for smooth transition of power without jolting.
- **360° steering option on the 3-wheel truck** enables the operator to efficiently change the truck's direction in a single, smooth and seamless operation, without stopping. Increases load stability whilst also reducing the truck's TCO.
- **Dual drive 4-wheel steering on the 4-wheel truck** combined with +100° rear turning axle allows for a smooth change to sideways driving.
- **2 driving modes: ECO** ideal for less experienced staff and promoting efficiencies and **PRO** for more experienced operators. Customer specific settings are available **via Trucktool** with a service engineer.
- **Fully electronic magnetic brakes** for improved energy consumption and reduced maintenance.



### CLEAR & INFORMATIVE DISPLAY

- **Crystal clear display** – visible from alongside the truck and any other angle.
- **Comprehensive menu of messages** to inform, warn, alert and instruct. Choose from 38 native languages.
- **Colour-coded** for one glance message clarity and well positioned to be seen at the appropriate time and for optimal help at lifting and loading.
- **Step by step instruction e-manual** preloaded for top up training.
- **Equipment Bar** for optional attachments positioned to right of the dashboard for uninterrupted view of displays.



### FAST AND SIMPLE BATTERY EXCHANGE

- **Quick release locks** +180 degree-opening door aids swift battery exchange and one-glance battery water level checks (lead acid).
- **Crane battery exchange hatch** for existing crane systems available.
- **Optional sideways battery exchange** speeds the change further with a power pallet truck or hand pallet truck.



### Li-ION

LONGER LIFE	HIGHER EFFICIENCY	LONGER RUNTIME	CONSISTENT PERFORMANCE	FASTER CHARGING	NO MAINTENANCE	INBUILT PROTECTION

Lithium-ion batteries can offer real advantages over lead-acid batteries, particularly in high energy, multi-shift, and 24/7 applications. When it comes to Total Cost of Ownership (TCO), TCM can advise you on the most cost-effective energy solution you will need to meet all your operational requirements.

### \*TRUCKTOOL® Diagnostics

Create precise and targeted adjustments tailored to customers' specifications. Easy access to speedy fault diagnostics with step-by-step servicing advice.



# FB/FTB 1.4-2.0 tonnes

## ALL ROUND VISIBILITY, BALANCE AND CONTROL FOR EXCEPTIONAL OPERATOR SAFETY

### STABILITY SUPPORT SYSTEM

**EXCEPTIONAL STABILITY AND CONTROL:** Advanced driver assistance reducing risks when operating the truck.

- **Curve Control** calculates and adjusts speeds according to the steering angle.
- **Hill hold and auto parking brake** prevents truck from rolling back down a ramp when the accelerator is released, increasing operator confidence.
- **Simultaneous functions** are electronically compensated for well balanced precise high productivity.
- **Load sensing hydraulic system** monitors truck, lift, tilt speeds and load weight to automatically make performance adjustments to maintain optimal truck stability at all times.

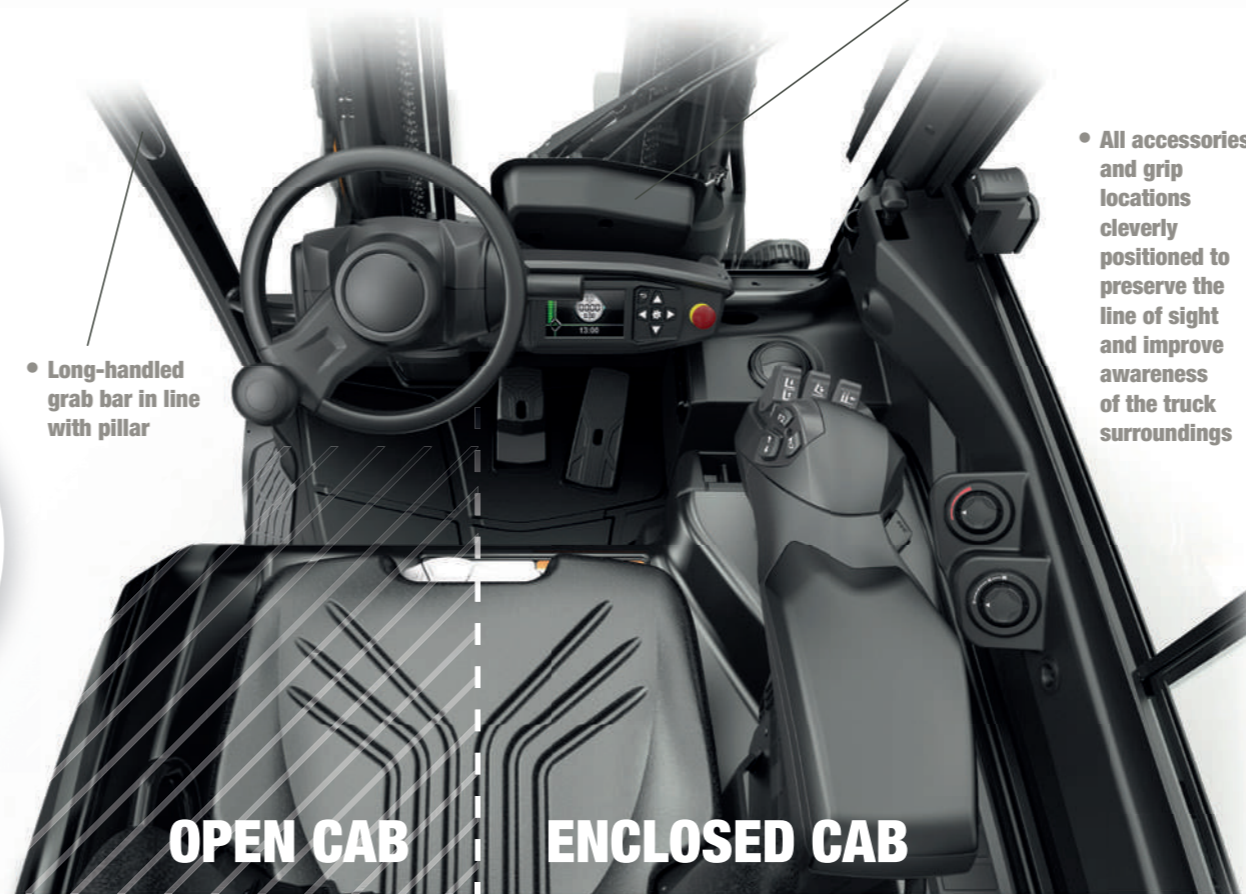


• Long-handled grab bar in line with pillar

• Hoses are positioned over chains to improve visibility

• Low mounted windshield wiper

• All accessories and grip locations cleverly positioned to preserve the line of sight and improve awareness of the truck surroundings



### WORKING, SAFETY AND DRIVING LIGHT OPTIONS

- **Working lights, mast and reversing lights** (standard fit), OHG and rear mounted - illuminating the load and surroundings, not the truck.
- **Safety lights** - Amber strobe safety lamp and blue safety lamp at front and rear define safe boundaries around truck and activate depending on direction of travel.
- **Driving lights** - Low beam front, stop and tail + turn indicators and (optional) beacon.

- **Improved mast sway control** for lifts above 3m - both tilting and side shift operation (optional).
- **High lift traction control** over 2m with automatic cutback, for steadier chassis movements and total operator control.

### OUTSTANDING 360° VISIBILITY

- **Clear line of sight and full awareness** when positioning and loading, even in challenging tight spaces.




• Clear view above newly styled overhead guard



• Seat, steering wheel and dashboard positions optimised for front visibility without compromising operator entry/exit





MODEL	LOAD CAPACITY (KG)	LOAD CENTRE DISTANCE (MM)	OVERALL LENGTH (MM)	OVERALL WIDTH (MM)	TURNING CIRCLE RADIUS (MM)	TRAVEL SPEED, WITH/ WITHOUT LOAD (KM/H)
<b>3 Wheel</b>						
FTB14-E3	1400	500	1846	1090	1502	16/16
FTB16-E3	1600	500	1846	1090	1502	16/16
FTB18-E3	1800	500	1846	1090	1502	16/16
FTB16L-E3	1600	500	1954	1090	1610	16/16
FTB18L-E3	1800	500	1954	1090	1610	16/16
FTB20L-E3	2000	500	1969	1140	1610	16/16
<b>4 Wheel</b>						
FB16-E3	1600	500	2002	1090	1662	17/17
FB18-E3	1800	500	2002	1090	1662	17/17
FB16L-E3	1600	500	2110	1090	1770	17/17
FB18L-E3	1800	500	2110	1090	1770	17/17
FB20L-E3	2000	500	2125	1140	1770	17/17



**TCM**  
Always Evolving

info@tcm.eu | tcm.eu

Mitsubishi Logisnext Europe BV reserves the right to make any changes without notice concerning colours, equipment or specifications detailed in this brochure, or to discontinue individual models. The colours of vehicles delivered may differ slightly from those in this brochure. The specifications vary for different countries depending on local market conditions. Please consult your local dealer to ensure that the vehicle delivered accords with your expectations. All values are determined based on the standard condition and may vary, due to motor and system tolerances, condition of the truck and operational conditions. Some equipment shown on photos are optional. CEBT2164